

What Does Oak Creek's Health Department Do For You?

Serving our community since 1955



H1N1 Clinic



2010 Annual Report

Message from the Health Officer

In 2010 the Oak Creek Health Department staff were very busy with finishing the H1N1 activities into spring only to be met with the flooding of 2010. Protecting public health is an on-going campaign of communicable disease containment and good hygiene practices. With diligent surveillance, public health protects 32,600 City residents each and every day. Behind the scenes, Health Department staff work to promote health and to prevent disease and injury through the many health programs and activities offered to the public. These activities go beyond the borders of Oak Creek as we have developed and will continue to nurture partnerships with the public and private sector to assist us with our mission. There are many adages such as “no man is an island” or “it takes a village to raise a child” but the common theme is we need to work together. Public Health is a vital part of our community.



Did you know that the Oak Creek Health Department has been around since 1955, when Oak Creek Township became a City? The charter allowed City government to form a police and fire department and provide other services such as city clerk, city planner, city engineer and a health department. There is documentation that Oak Creek has had a “town” nurse since 1952. Public health has been a very important part of Oak Creek.

This Annual Report has noted the current programs and attempted to capture the highlights of 2010. Here are some of the most notable activities in 2010:

- Completion of the 2009 H1N1 outbreak
- Hepatitis A investigation/confirmation
- Norovirus investigation/confirmation
- Legionnaires Disease
- Molybdenum Issues
- Completed the “Twelve Months of Preparedness” Campaign
- Flooding
- Quality Improvement (QI) activities and Strategic Planning.

It gives me great pleasure to present to you the 2010 Health Department Annual Report.

Judith Price, RN, BSN, MSHCA
Community Public Health Officer



10 Essential Services of Public Health

- ① Monitor health status and understand health issues facing the community.
- ② Protect people from health problems and health hazards.
- ③ Give people information they need to make healthy choices.
- ④ Engage the community to identify and solve health problems.
- ⑤ Develop public health policies and plans.
- ⑥ Enforce public health laws and regulations.
- ⑦ Help people receive health services.
- ⑧ Maintain a competent public health workforce.
- ⑨ Evaluate and improve programs and interventions.
- ⑩ Contribute to and apply the evidence base of public health.

2010 BOARD OF HEALTH

Chairperson

Walter G. Kopplin III

Oak Creek Alderperson

Alderman Daniel Jakubczyk (May 2009 - present)

Oak Creek Citizen Representative

Sandra Schneider, RN, C.G.R.N.

Oak Creek Citizen Representative

Linda Struhar, B.S.N., M.S.N.

Oak Creek Citizen Representative

Holly J. Slomski, LPN

Oak Creek Sanitarian

Dave Cammilleri, R.S.

Medical Advisor

Michael D'Amico, M.D.

Community Public Health Officer

Judith Price, B.S.N., MSHCA

The Oak Creek Board of Health meets on the 1st Thursday of every other month.

HEALTH DEPARTMENT STAFF

Community Public Health Officer

Judith Price, B.S.N., MSHCA

Deputy Community Public Health Officer

Susan Wojcinski, B.S.N.

Public Health Nurse

Anne Barberena, B.S.N.

Public Health Nurse

Mary Lee Barrett, B.S.N.

Public Health Nurse

Sherri Melotik, B.S.N.

Public Health Nurse

Kerry Wardius, B.S.N.

Registered Sanitarian

Dave Cammilleri, R.S.

Secretary

Janet Hansen

Clerk

Susan Clarke

*Our volunteers are a vital extension of our Health Department team. We extend our sincere gratitude to **Joyce Warwick, George Price, Susan Henkel, Karen Dittrich, Jennifer Wilbrandt, Aida Olen and Amy Duchac** for their time and service to the Oak Creek Health Department.*

What does the Oak Creek Health Department do for you and your community? Dozen of things, but most people don't realize how many vital services they receive from their local health department. The benefits have become such an integral part of the American standard of living that most people take them for granted.

Protecting, Educating and Providing

Public Health is the science of protecting and improving the health of communities through education, promotion of healthy lifestyles, and research for disease and injury prevention. Public Health focuses on improving the health of the general population (population-based) through broad-based interventions, as opposed to the health care system, which primarily focuses on the treatment of individuals. The population-based services provided by public health departments are a major contributor to the overall improvement of a community's health status.


Protects the Community from Health Threats, the Everyday and the Exceptional

The Oak Creek Health Department guards multiple fronts to defend you and our community from any health threat, regardless of the source, and works to prevent disease outbreaks. The Health Department's Registered Sanitarian ensures the restaurant food everyone eats, pools, and campgrounds are all safe. Public Health Staff are ready to respond to any health emergency—be it bioterrorism, SARS, West Nile Virus or an environmental hazard.



Educates You and Your Neighbors About Health Issues

The Oak Creek Health Department gives information that allows people to make healthy decisions every day, like exercising more, eating right, quitting smoking or simply washing your hands to keep from spreading illness. Public Health Nurses provide this information through public service announcements in the media and the City Acorn newsletter, programs in schools, health education in homes and clinics, Health Department website and the new addition of Channel 25 & 99. During a public health emergency, the Oak Creek Health



Department provides important alerts and warnings to protect your health and our community's health.

Provides Healthy Solutions for Everyone



The Oak Creek Health Department offers the preventive care needed to avoid chronic disease and to help maintain health. Public Health Nursing provides flu shots for all residents 6 months and older, and helps mothers obtain prenatal care that gives their babies a healthy start. The Oak Creek Health Department also provides children and adults with immunizations.

Advances Community Health

The Oak Creek Health Department and its governing board, the Board of Health, plays a vital role in developing new policies and implementing evidence-based practices that address existing and emerging challenges to our community's health while enforcing a range of laws intended to keep everyone safe. The Health Department is constantly working through research and rigorous staff training—to maintain its unique expertise and deliver up-to-date, cutting-edge health programs while evaluating program effectiveness. These efforts can not be done alone, but through community partnerships focusing on health priorities identified in the community.

Our 2010 Programs and Services:

Community Health Improvement Plan

The Oak Creek Community Health Improvement Plan is a partnership plan developed to focus on improving the health of Oak Creek residents for the years 2008-2013. The plan provides strategic direction for collective action with community individuals and partnership groups for the following health priority areas:

- Community Preparedness
- Environmental Safety, Radon and Falls
- High Risk Youth Behaviors
- Colorectal Cancer Screening

The Oak Creek Community Health Improvement Plan provides a synergy of efforts and resources by engaging a diverse group of citizens in the implementation process overall impacting the quality of life for Oak Creek residents.

Successes in 2010 include:

- Launched “12 Months of Preparedness”
- Increased adult immunizations rates through the American Recovery & Reinvestment Act (ARRA)
- Continued partnership with local businesses regarding their emergency plan
- Continued Radon awareness
- Continued “Stepping-On”, a fall prevention program
- Continued the “Thermometer Campaign” promoted during 2009 H1N1 outbreak

Disease Control and Prevention

We track communicable disease through a channel of communications at the local, state, and regional levels between public health, private physicians, hospitals, and labs. This communication channel allows for prompt investigation of possible outbreaks and unusual situations and to implement control measures to minimize further transmission of disease to others.

In 2010, the Oak Creek Health Department Public Health nurses investigated 150 reports of communicable diseases such as Cryptosporidium, Hepatitis C, Lyme disease, Tuberculosis (latent infection), and Sexually Transmitted Diseases. Out of the reported cases 131 were suspect, probable or confirmed. The most frequently reported diseases are shown below.

<u>Frequency of Reported Diseases in Oak Creek</u>	<u>2008</u>	<u>2009</u>	<u>2010</u>
Strep Pneumonia	5	3	6
Varicella	9	3	7
Gonorrhea	1	4	9
Hepatitis B	5	4	11
Pertussis	4	4	2
Salmonella	6	5	1
Shigella	2	5	1
Lyme Disease	5	10	7
Hepatitis C	14	16	11
Chlamydia	35	64	57
H1N1 Novel Influenza	0	186	1
Hepatitis A	0	3	3
Strep Group B	3	3	6
Legionnaires' Disease	0	0	4

Public Health Preparedness

Staff continued to offer the 2009 H1N1 vaccine into 2010. A total of 3,422 H1N1 vaccinations were administered during the pandemic flu outbreak.



The Oak Creek Health Department continues to be prepared to respond to all emergencies with a detailed plan of action and a system of communication with community responders. This response includes **detecting** disease outbreaks; **investigating** to determine what the risks are to the public and who may have been exposed; **informing** the public and professionals of the specific disease threats and how to protect themselves and others; **managing** infected persons; **isolating or quarantining** affected individuals as appropriate; **providing medications or vaccinations** to people at risk in the population.

The Oak Creek Health Department preparedness efforts continue to include testing a number of performance measures set by the Centers for Disease Control and Prevention that helps to determine whether our agency is ready to respond rapidly to a public health emergency.

The Health Department works closely with all City Departments in offering a variety of services such as immunizations, TB skin testing and N-95 mask fit testing for all City employees.

Immunizations for Children and Adults

Immunization is one of the most important public health victories of the 20th century – defeating or sharply reducing disease such as smallpox, polio, measles, diphtheria, rubella, pertussis (whooping cough), and other diseases. However, many organisms that cause these diseases have not been eliminated, and they could re-emerge if vaccination levels drop.

Through the State of Wisconsin Vaccines for Children Program and the ARRA Grant, the Oak Creek Health Department gave a total of over 1,900 immunizations to children and adults. In 2010, the Health Department began offering Prevnar 13 to eligible children.

Health Department staff perform immunization audits for all Oak Creek schools, preschools and daycares. Each year staff monitor all children who turn 24 months of age for the completion of recommended immunizations. By the child's second birthday they should have received 4 DTap, 3 Polio, 1 MMR, 3-4 Hib, 4 Pneumococcal, 3 Hepatitis B and 1 Varicella vaccine.

Mother, Child and Family

Infant mortality is an important measure of a community's health. Our prenatal and postnatal referrals/programs aim to help families support their children's healthy growth and development. Research indicates that families participating in these programs have healthier babies, improved parenting skills, developed positive community relationships, and there is a reduction in tobacco exposure and alcohol use.



Postnatal Care

The Oak Creek Health Department provides an informal parent and baby home visit from a public health nurse to assist families after the birth of their baby, whether it is their first baby or they already have children. Mothers receive support and education, baby weight checks, health teaching on parenting and child development, and referrals to community services. Our nurses performed thirty-two (32) newborn infant and twenty-nine (29) postpartum (mother) assessment visits.

Developmental Assessment

Developmental surveillance and screening of children and adolescents are integral components of healthcare supervision. Surveillance of children and adolescents is a continual and cumulative process that is used to ensure optimal health outcomes. Early identification of children with developmental delay is critical for diagnosing and providing early therapeutic interventions. Public Health nurses utilized the Ages and Stages Questionnaire (ASQ), which is a useful first-level screening program, in order to assess large numbers of children through a process that is easy to administer, at a low cost, and appropriate for diverse populations. Sixty-two (62) questionnaires were handed out; thirty-six (36) were returned, with fourteen (14) referrals.

Children and Youth with Special Health Care Needs

The Oak Creek Health Department staff in partnership with Children's Hospital of Wisconsin served children and youth with special health care needs by providing information, referral, and follow-up services to thirteen (13) families residing in Oak Creek and made twenty-five (25) referrals to local providers.

Nutrition/WIC

WIC is the Special Supplemental Nutrition Program for Women, Infants, and Children. WIC helps income eligible pregnant and breastfeeding women, women who recently had a baby, and infants and children up to five years of age who are at health risk due to inadequate nutrition. The program improves pregnancy outcomes by providing or referring to support services necessary for full-term pregnancies; reduces infant mortality by reducing the incidence of low birth weight (infants under 5 1/2 pounds are at greater risk for breathing problems, brain injuries and physical abnormalities) and provides infants and children with a healthy start in life by improving poor or inadequate diets while saving long-term medical costs.



The Oak Creek Health Department partners with the WIC program located at offsite locations to provide WIC services for our residents. Approximately 101 Oak Creek residents received WIC services in 2010.

Wisconsin Well Women Program

The goals of the Wisconsin Well Women Program are to improve access to preventive health services and eliminate



preventable death and disability from breast and cervical cancer. The Oak Creek Health Department assists uninsured women ages 45-64 with preventive health screening services for women with little or no health insurance coverage. Well Woman pays for mammograms, Pap tests, certain other health screenings, and multiple sclerosis testing for women

with high risk signs of multiple sclerosis. In 2010, staff assisted six (6) out of the thirty-four (34) Oak Creek Wisconsin Well Women Program clients in obtaining cancer screening services.

Injury Prevention Program

Injury prevention education is integrated in public health services provided to families and children.

In 2010, Oak Creek Health Department continued to offer Stepping-On Fall Prevention Program. This has been funded through a grant from the Medical College of WI. Two classes per year have been offered to residents for the past two years with a total of 45 enrolled in the classes. This grant ends in the summer of 2011.



Injuries are a significant public health problem in Oak Creek, Wisconsin, and the nation, causing needless pain and suffering as well as emotional and financial stress. In 2009, according to the WI Hospital Association emergency department and inpatient hospitalization databases, the following stats were specific for Oak Creek.

Emergency Department Visits:

- 243 unintentional falls requiring an ED visit or inpatient hospitalization among those 65 and over
- 158 ED visits and 85 inpatient hospitalizations
- Total ED charges ranged from \$462 to \$10,098
- Mean ED charge was \$3,026
- Discharge – 152 routine discharge (96%) and 6 (4%) transferred to a skilled nursing facility

Inpatient Hospitalizations:

- Total inpatient hospitalization charges ranged from \$5,513 to \$176,285
- Mean inpatient hospitalization charge was \$39,874
- Length of stay for hospitalization ranged from 1 day to 28 days
- Mean length of stay for hospitalization was 6 days
- Discharge – 13 routine discharge (15%); 12 to home under care (14%); 5 to hospice (6%); 55 (65%) transferred to skilled nursing facility, rehab facility, or long-term care hospital.

The leading causes of injury deaths in Oak Creek in 2010 were six automobile accidents with seven deaths and accidental falls with four deaths.

In addition to the fall prevention program, the Health Department offers the Sharps Collection/Disposal Program and in collaboration with the Police Department assisted with the implementation of the Medication Collection Program.

Other Prevention Programs

	Number of clients
Blood Pressure Screening	404
Colorectal Cancer Screening	6
Nursing Visits/Contacts	1,650

Community Human Health Hazards

To protect the health of the citizens of Oak Creek, staff investigates situations with the potential of a human health hazard and brings health hazards that are not regulated by other governmental agencies to resolution. Oak Creek has had a "Human Health Hazards" ordinance since 2008. Enforcement of the Human Health ordinance is the role of the Oak Creek Health Department Board of Health and Health Department staff. If a human health hazard is found, the Health Department works with the owner to ensure safe removal of the hazard. If an owner does not comply with removal of the hazard, a citation may be issued.

In addition, citizens are advised on potential or existing environmental problems. One hundred seventeen (117) short term and six (6) long term radon test kits were provided upon request to citizens free of charge. One hundred thirty-one (131) environmental complaints concerning a range of issues from mold to vermin harborage and trash/garbage were investigated and addressed.

Beach Water Testing

Through the Wisconsin Beach Monitoring Program Contract and an agreement with South Milwaukee Health Department, staff tests for bacterial levels of Lake Michigan water at Bender Park. Testing is done from Memorial Day through Labor Day. The results are posted on the



Department of Natural Resources website; the link can be found on the Oak Creek Health Department website at www.oakcreekwi.org/health.

Food Safety Programs

Our Registered Sanitarian (RS) works with retail food stores and restaurants to educate employees and consumers about safe food handling



procedures including proper temperatures for cooking, serving, and refrigeration. In 2010, two hundred ninety-six (296) inspections were completed in an effort to reduce foodborne illnesses for our 32,600 residents which also benefits the thousands of others who dine in establishments in our area. In addition, the RS also inspects hotels, swimming pools, and campgrounds to provide safe/clean lodging and recreational facilities for our citizens and visitors to our community.

West Nile Virus Mosquito Control

During 2010 Altosid XR larvicide was applied to 225 catch basins after confirming the presence of Culex restuans larva at two catch basin sites. Of the City's approximately 2,600 catch basins, only 225 were wet and required treatment.

Childhood Lead Testing

There is no safe level of lead in the human body; even very low levels of lead exposure can cause permanent brain damage and negatively affect health throughout a child's life, especially those between 6 months and 6 years of age. Many lead hazards still exist in homes and the environment, including paint, vinyl mini-blinds, chalk, candlewicks and others. These hazards are commonly present during painting and remodeling of pre-1978 housing.

The Centers for Disease Control and Prevention defines lead poisoning as a blood lead level of 10 µg/dl or greater. Children with a lead level of 10 µg/dl or greater are provided with follow-up and consultation by a Public Health Nurse. Follow-up may include phone calls, home visits, consultation with the primary health care provider, and a home lead risk assessment by the Health Department's

Registered Sanitarian. The ultimate goal is to reduce environmental lead exposure and lead poisoning.

2010 Blood Lead Testing Results for Oak Creek Residents

Total Number of Tests

Tests < 10 µg/dl	605
Tests 10 to 19 µg/dl	0
Test >20 µg/dl	0

Tobacco Control and Prevention

Tobacco is the single leading preventable cause of death in the United States. An estimated 7,215 people die annually from illnesses directly related to smoking and approximately 853 die from illnesses and fires indirectly related to smoking, for a total of 8,068 annual deaths in Wisconsin. Tobacco claims more lives than drugs, alcohol, firearms and motor vehicle accidents combined.

On July 5, 2010, the indoor smoking ban in WI became law, prohibiting smoking in enclosed public places and places of employment.

The Oak Creek Health Department is a member of the WI Tobacco Prevention & Control Program, Suburban Milwaukee & Ozaukee County Tobacco-Free Coalition.

Oak Creek participates in the WI WINS Program which is a science-based strategy, state-level initiative designed to decrease youth access to tobacco products. In 2010, seventeen (17) retail compliance checks were conducted with 0 sales to minors (100% compliance rate) as compared to 2009, thirty-four (34) retail compliance checks were conducted with 14% of operators selling to minors; 17% in 2008; and 0% in 2007.

School Health

The health, well-being and safety of children in the school district are important to the Oak Creek Health Department. Healthy children are successful learners. As part of a prevention program in the schools, "Mr. Germ" presentations were given to elementary school children to stress the importance of good hand washing. STD teaching was done in the middle and high schools. Staff also provides limited health screening for students in public and private schools.

PUBLIC HEALTH SERVICES

	<u>2008</u>	<u>2009</u>	<u>2010</u>
Nursing Visits/Contacts	1,430	2,764	1650
Lead Screening/Follow-up (elevated)	3	3	0
Communicable Disease Cases			
Sexually Transmitted Diseases	39	68	66
Reported and Investigated diseases	73	90	83
H1N1 Disease investigations	N/A	186	1
Immunization Clinics			
Number of Clients/Total Vaccines	*924/1,431	780/1,167	833/1,249
Adult Flu Vaccine	1,258	983	650
H1N1 Vaccine	N/A	2,681	741
Blood Pressure Screenings	673	545	404
MCH Grant			
Development/Safety Clinics	45	N/A	N/A
Development Assessments ASQ	51	81/53	62/36
Infants/Postpartum Assessments	42	27	32
Prevention Grant**			
Stepping On classes/participants	N/A	2/19	3/26
Community Outreach	N/A	130	167
Colorectal Screening – persons educated	N/A	130	***6
Kits distributed/returned	N/A	53/19	***6
TB Skin Tests	267	279	249
Wisconsin Well Women Program			
Clients interviewed at Oak Creek Health Dept.	14	11	6
Total Oak Creek residents enrolled	31	28	34
WIC – Oak Creek residents enrolled	324	262	101
Oak Creek WIC clients tested for lead	54	28	4
Childhood Lead Testing by Health Care Providers	701	574	605

* In 2008 new school requirements. **Prevention objective changed. ***Grant discontinued.

School Health Services

Immunization Compliance	99.09%	99.09%	99.60%
****Screening / Referrals			
Vision	882/92	216/16	176/3
Scoliosis	193/7	176/18	195/8
Head Lice	82	117	30
Health Education Contacts (i.e. Mr. Germ program and STD classes)	<u>890</u>	<u>1,596</u>	<u>1,235</u>
TOTAL School Service Contacts	2,047	2,047	1,636

**** In 2008 the School District eliminated the K-4 vision screening.
 In fall 2009 screening was not done because of the H1N1 clinics.
 Head lice screening at the schools was done by the School District nurses in 2010.

Note: The website was accessed 147 times for Radon and 167 times for Fall Prevention in 2010.


Environmental Health Services

	<u>2008</u>	<u>2009</u>	<u>2010</u>
Sanitarian Inspections	328	382	315
Other Sanitarian Contacts		203	319
Environmental Concerns	139	108	131
West Nile Virus			
Dead Birds Reported	8	4	0
Larvicidal Sites/Basins	43/228	46/188	46/225
Rabies Control Cases	33	22	40
Sharps Collection (containers)	215	227	362
Radon Kits distributed	128	122	123

WI Great Lakes Beach Monitoring & Notification Program

Oak Creek Health Department has an MOU with the South Milwaukee Health Department to provide monitoring services. The BEACH Act of October 2000 requires states that border coastal or Great Lakes waters to develop beach monitoring and public notification programs. Under the BEACH Act, the US EPA provides grants to states to develop and implement these programs. The 2010 beach season was the eighth year of implementing this program. There were 98 beach days in the 2010 swimming season. Bender Park Beach had 33 checks with 6 postings (closed due to heavy rainfall).

Beach Water Testing	<u>2008</u>	<u>2009</u>	<u>2010</u>
Number of Samples	37	30	33
Number of Beach Advisories	4	1	0
Number of Beach Closures	5	3	6



Volunteers




Sanitarian

Secretary



CHIP Meeting



Senior Health Fair



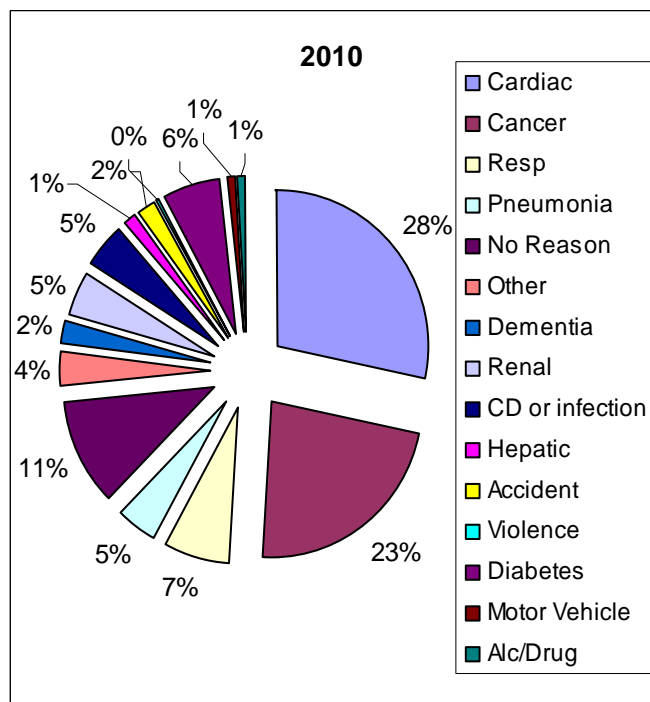
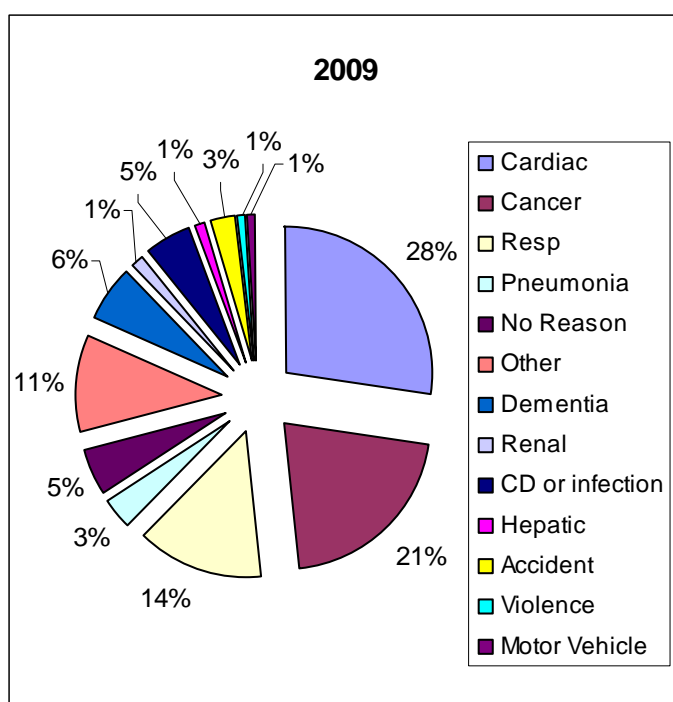
Stepping On class

BIRTH STATISTICS

	<u>2008</u>	<u>2009</u>	<u>2010</u>
Total	431	438	410
Under the age of 18	3	4	5
Number of unmarried mothers	89	111	85
Mother's who smoked	30	30	17
Number of multiple births	6 (sets/twins)	8 (sets/twins)	7 (sets/twins)

CAUSES OF DEATHS

Total	<u>2008</u> 271	<u>2009</u> 230	<u>2010</u> 222
1. Cardiac Disease	87 = 33%	63 = 27%	63 = 28%
2. Cancer	54 = 20%	48 = 21%	50 = 23%
3. Respiratory	17 = 7%	32 = 14%	15 = 7%
4. No Reason	12 = 5%	12 = 5%	25 = 11%
5. Other	30 = 12%	25 = 12%	8 = 4%
6. Renal	4 = 2%	3 = 1%	10 = 4%
7. Accident	4 = 2%	6 = 3%	4 = 2%
8. Dementia	17 = 7%	14 = 6%	5 = 2%
9. Pneumonia	15 = 6%	8 = 4%	10 = 5%
10. Violence	3 = 1%	2 = 1%	1 = <1%
11. Hepatic	2 = 1%	3 = 1%	3 = 1%
12. Diabetes	2 = 1%	0	13 = 6%
13. Sepsis/Communicable Dis.	7 = 3%	12 = 5%	11 = 5%
14. Motor Vehicle	1 = <1%	2 = 1%	2 = 1%
15. Alcohol and drug related	0	0	2 = 1%



OAK CREEK HEALTH DEPARTMENT GRANT REVENUE FOR 2010

	2008	2009	2010
Preparedness CDC	32,749	31,732	31,153
Preparedness - Pandemic Influenza	12,883	N/A	N/A
Preparedness – Cities Readiness	4,831	5,295	3,579
MCH (Maternal-Child Health)	6,952	6,947	9,205
Prevention	3,880	3,787	4,809
West Nile Virus	2,000	2,000	2,000
Lead	798	800	2,770
Radon	3,000	3,500	N/A
Immunization	5,431	6,933	8,786
Fall Prevention	1,500	5,095	5,000
WIQI (WI Quality Initiative)	N/A	2,800	0
PHER (Public Health Emergency Response)*	N/A	8,197	84,461*
EIDP (Early Intervention and Detection of Pregnancy)	N/A	N/A	501
ARRA (American Recovery & Reinvestment Act)	N/A	N/A	7,350
CYSHCN	3,266	4,550	3,437
SUB-TOTAL	\$ 77,288	\$ 81,636	\$ 163,051
Additional funds from the Milwaukee/Waukesha Consortium *Satellite Antennae and Software Revenue related to the 2008 Flooding	5,246*	286	1,786
*H1N1 Grant monies			
TOTAL	\$ 82,534	\$ 81,922	\$ 164,837

CLINIC REVENUES

Clinic Revenue			
Flu/pneumonia	46,885*	27,514	17,970
Immunizations	5,240	4,384	7,278
TB Tests	2,550	1,845	2,940**
Miscellaneous	237	2,015	587
(Includes Hep B compliance program, TB DOT, Copy Fees, & Sharps Container Fees)			
TOTAL	\$ 54,912	\$ 35,758	\$ 28,775

* \$17,105 collected in 2008 for 2007 flu clinics

**\$780 collected in 2010 for 2009 TB testing services

LICENSE & CONTRACT

	2008	2009	2010
License Revenue – Dept. of Health Services	\$ 24,824	\$ 33,405	\$ 34,060
Reimbursement Fees	(\$ 2,053)	(\$ 2,132)	(\$ 2,943)
License Revenue – Dept. of Agriculture	\$ 10,588	\$ 10,650	\$ 10,743
Reimbursement Fees	(\$ 866)	(\$ 827)	(\$ 1,000)
Inspection Revenue	\$ 1,300	\$ 4,684	\$ 3,042
Other Fees	\$ 460	\$ 280	\$ 200
Franklin Shared R.S.	\$ 33,600	\$ 39,074	\$ 33,539
TOTAL	\$ 69,271**	\$ 85,134	\$ 77,641

** increase from 2008 annual report due to 15 month licenses not previously captured

TOTAL REVENUE	\$ 206,717	\$ 202,814	\$ 271,253
----------------------	-------------------	-------------------	-------------------

Annual Report:

For additional copies of this report call, 768-6539, or visit our website at: www.oakcreekwi.org/health

Information Sources: National Association of County and City Health Officials, Centers of Disease Control and Prevention, Wisconsin Department of Health Services, Oak Creek Health Department.

Fund / Department		2007 Actual	2008 Actual	2009 Budget	2009 Estimate	2010* Budget
Health - 75						
Direct Employee Costs						
100	Salaries, Full Time	216,598	240,653	314,050	299,400	308,700
105	Salaries, Part Time	122,604	136,428	106,900	96,000	104,000
110	Salaries, Overtime	563	502	1,000	1,000	1,000
130	Retirement	35,773	39,683	43,055	41,226	45,060
135	Social Security	25,455	28,082	32,290	30,325	31,530
145	Unemployment Compensation	0	0	0	0	0
150	Insurance, Active Employees	60,000	58,800	73,500	73,500	81,000
160	Insurance, Work Comp	9,875	14,300	13,095	13,095	17,575
165	Insurance, Disability	914	940	1,175	1,175	1,200
170	Insurance, Dental	4,185	4,320	5,400	5,400	4,600
175	Insurance, Group Life	1,627	1,769	1,840	1,840	1,950
180	Longevity	120	70	60	60	60
185	Section 125 Administration	233	254	100	100	100
	Subtotal	\$477,947	\$525,801	\$592,465	\$563,120	\$596,775
Indirect Employee						
200	Travel/Training	1,697	1,307	6,000	3,000	4,000
205	Recruitment/Testing/Physicals	3,870	394	2,000	2,000	2,000
	Subtotal	\$5,567	\$1,701	\$8,000	\$5,000	\$6,000
Utility Costs						
315	Telephone	462	377	500	750	1,200
	Subtotal	\$462	\$377	\$500	\$750	\$1,200
Supplies						
400	Office Supplies	824	1,160	1,700	1,000	1,700
410	Printing and Copying	2,459	1,086	2,000	1,000	2,000
415	Postage	1,022	1,036	1,500	1,500	1,500
420	Dues and Publications	712	610	1,000	1,000	1,000
425	Advertising and Promotions	599	149	1,000	1,000	1,000
440	Medical and Safety	18,428	20,619	23,500	18,000	23,500
470	Audio Visual/Photo Supplies	0	0	200	200	200
495	Miscellaneous	234	12,424	2,800	2,000	2,800
	Subtotal	\$24,278	\$37,084	\$33,700	\$25,700	\$33,700
Other Services						
507	Hazardous Waste Disposal	3,286	3,371	3,500	3,500	3,500
514	Consultants	76	75	200	200	200
524	Testing	0	150	200	200	200
	Subtotal	\$3,362	\$3,596	\$3,900	\$3,900	\$3,900
Maintenance						
600	Office Equip Maintenance	240	0	400	400	400
	Subtotal	\$240	\$0	\$400	\$400	\$400
Vehicles						
700	Vehicle Maintenance	344	64	1,000	1,000	1,000
710	Gas & Oil	810	1,009	1,500	1,000	1,500
	Subtotal	\$1,154	\$1,073	\$2,500	\$2,000	\$2,500
	Total	\$513,010	\$569,632	\$641,465	\$600,870	\$644,475

*Actual 2010 Expenditures not completed at time of this report.